

# LUMEN KING LED

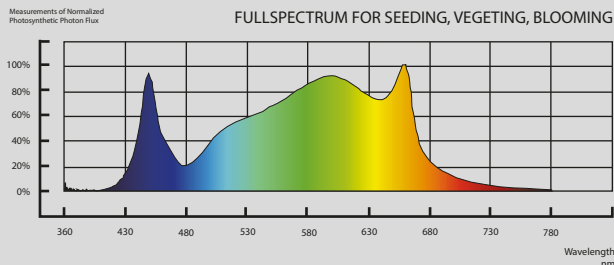
## GROW LIGHT 465W



### TECHNICAL SPECIFICATIONS

Light Source	LED
Spectrum	Full Spectrum
PPF	1300 $\mu\text{mol/s}$
Input Power	465W
Efficacy	2.9 $\mu\text{mol/J}$
Input Voltage	120-277V
Mounting Height	$\geq 6''$ Above Canopy
Thermal Management	Passive
Dimming	0-10V Signal Knob
Beam Angle	120°
Power Factor	$>90\%$
Certifications	ETL/DLC/(UL Optional)
Diodes Brand	Samsung + Osram/Cree
Drivers Brand	Sosen/MeanWell
Waterproof rating	IP65
Operation Temperature	-20° - 45°C
Operation Humidity	10%-95% RH
Storage Temperature	-20° - 80°C
Storage Humidity	10%-95% RH
Warranty Time	5 years

### SPECTRUM




### ITEMS INCLUDED IN THE BOX

- 6 x LUMEN KING 105 W 2.9 Full-Spectrum Magnet Light Bars
- 1 x Foldable Frame Structure with 2 x 232,5 W Incorporated Drivers + Connecting cables
- 2 x Metal Plates Fixed in structure to ensure fixture balances
- 1 x 0-10V Light Dimmer + RJ Inputs
- 2 x Metal Fixture Wire Hangers
- 1 x User Manual

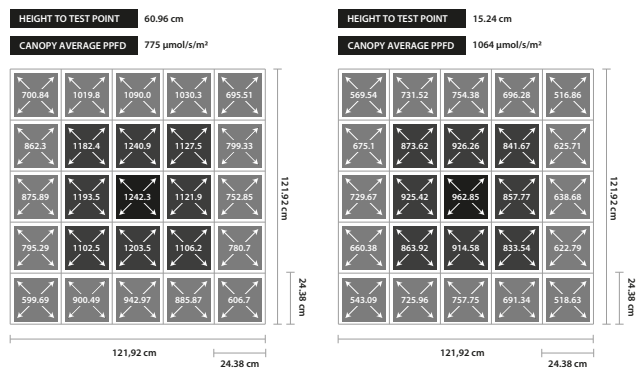
### DIMENSIONS

Part	LENGTH	WIDTH	HEIGHT	WEIGHT
<b>LUMEN KING LIGHT FIXTURE</b>	40,15" 1020mm	39,37" 1000mm	3,14" 80mm	26,45 lbs 12 Kg
<b>LUMEN KING PACKAGE SIZE</b>	43,30" 1100mm	23,62" 600mm	7,87" 200mm	39,68 lbs 18Kg

### PRODUCT DIMENSIONS



### PPFD TESTING REPORT



### INFORMATION

PPF calculations complied using our in-house integrating sphere measurements and typical spectroradiometric data for each LED fixture performance.

Watts Value are typical expected values. Tolerance allow +/- 10% range on flux and power consumption.



Contact LUMENKING @  
info@lumen-king.com  
www.lumen-king.com/led-grow-lights @